

Temiz Su
Clean water

Evsel Alan
Domestic use

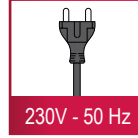
Kamusal Alan
Civil use

Endüstriyel Alan
Industrial use

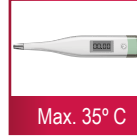


QDS-370 A SERİSİ
QDS-370 A SERIES






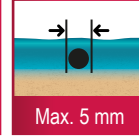
230V - 50 Hz



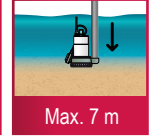
Max. 35° C



Cable 10 m



Max. 5 mm



Max. 7 m

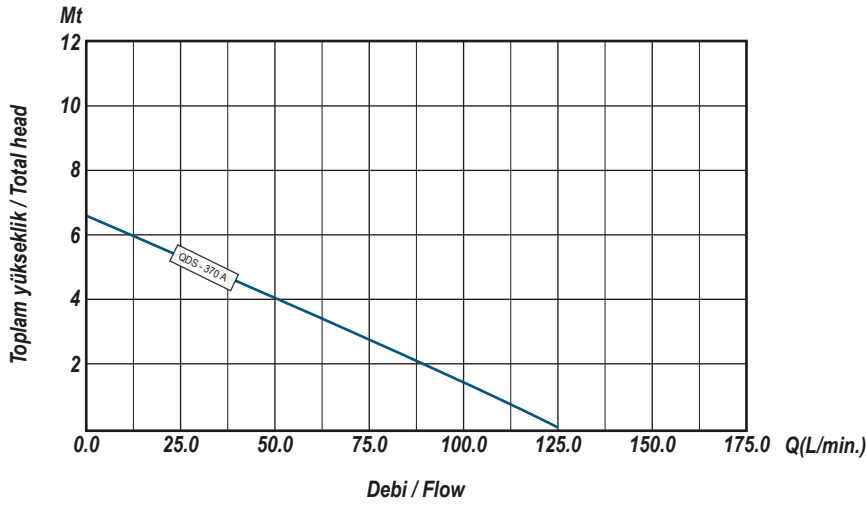
Uygulamalar

QDS - 370 A Serisi pompalar, katı parçacık içermeyen temiz veya çok az kirli sular için uygundur. Pompanın; motor ve fan kısımları arasında bulunan çift taraflı mekanik salmastra ve bu mekanik salmastrayı tam soğutma sağlayan yapısı sayesinde pompa motorunun suya karşı dayanımı yüksek ve güvenilirdir. Su altındaki alanların (odalar, bodrumlar, garajlar) boşaltılması, evdeki suların tahliyesi (bulaşık makinelerinden, çamaşır makinelerinden) ve temiz veya çok az kirli drenaj sistemlerinin boşaltılması gibi alanlarda kullanımı uygundur.

Application

The QDS - 370 A series is suitable for use with clear water that does not contain abrasive particles. Because of the design solutions that have been adopted, such as the complete cooling of the motor and the shaft with double seal, these pumps are easy to use and reliable. They are suitable for use in applications such as draining small flooded areas (rooms, cellars, garages) in the event of an emergency, for the disposal of waste water in the home (from dishwashers, washing machines) and for emptying drainage traps.

Performans Eğrileri 50 Hz/ Performance Curves at 50 Hz



Pompa Özellikleri/ Pump Specification

| No | MODEL | QDS-370 A |
|----|------------------------------------|------------------|
| 1 | Anma Gücü | 400 Watt |
| 2 | Maksimum Pompa Basma Yüksekliği | 6,5 m |
| 3 | Maksimum Debi | 7500 l/saat |
| 4 | Maksimum Basınç | 0,65 Bar |
| 5 | Maksimum Partikül Çapı | 5 mm |
| 6 | Çıkış Ölçüsü | 1" - 1/4" - 1/2" |
| 7 | En Düşük Pompa Çalıştırma Seviyesi | 35 mm |
| 8 | En Düşük Pompa Emme Seviyesi | 11 mm |
| 9 | Koli Adeti | 4 Adet |
| 10 | Koli Ölçüleri | 46x34x33 cm |
| 11 | Koli Ağırlığı | 21.7 kg |

| No | MODEL | QDS-370 A |
|----|--------------------------------|------------------|
| 1 | Rated Power | 400 Watt |
| 2 | Max. Pump Height | 6,5 m |
| 3 | Max. Pump rate | 7500 l/h |
| 4 | Max. Pressure | 0,65 Bar |
| 5 | Max. grain size | 5 mm |
| 6 | Dia of Connecting Pipe | 1" - 1/4" - 1/2" |
| 7 | Lowest Pump Starting Level | 35 mm |
| 8 | Lowest Pump Sucking Level | 11 mm |
| 9 | Qty in Carton Box | 4 Pcs |
| 10 | Master Carton Box Size | 46x34x33 cm |
| 11 | Master Carton Box Gross Weight | 21.7 kg |



www.ulusupompa.com.tr

MTOSB Atatürk Bulv. No:4 Huzurkent Mersin
✉ info@ulusupompa.com.tr

☎ **0090 444 2 731**