


QDX 6-28/2-1,1 DALDIRILABİLİR DRENAJ POMPALAR
QDX 6-28/2-1,1 SUBMERSIBLE DRAINAGE PUMPS

**TEKNİK KATALOG
TECHNICAL CATALOG**





Temiz Su
Clean water



Evsel Alan
Domestic use



Kamusal Alan
Civil use



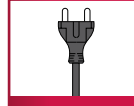
Endüstriyel Alan
Industrial use



Tarımsal Alan
Agriculture use




QDX 6-28/2-1,1 SERİSİ
QDX 6-28/2-1,1 SERIES



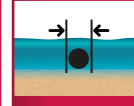
230V - 50 Hz



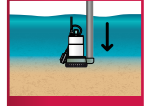
Max. 35° C



Cable 7 m



Max. 2 mm



Max. 5 m

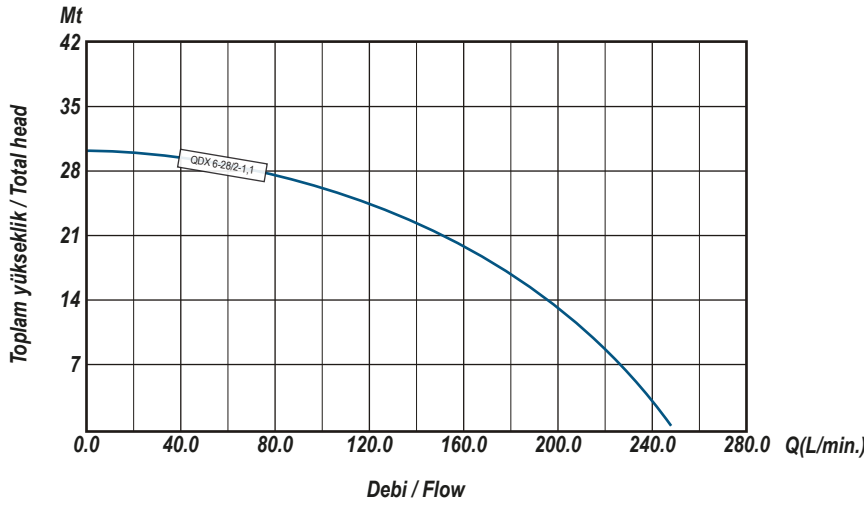
Uygulamalar

QDX 6-28/2-1,1 Serisi pompalar, katı parçacık içermeyen temiz veya çok az kirli sular için uygundur. Bu tip pompalar; Kademeli yapıları sayesinde Rezervuarlardan, su depolarından veya nispeten daha derin yapılarda olan sarnıç ve örme kuyularda kullanılabilir. Evsel kullanımlar da, bahçelerde, yağmurlama ve damlama sistemlerinde kullanılabilir.

Application

The QDX 6-28/2-1,1 serisi pumps are used with non solid particle clean water or semi dirty water that includes small sand particles. Thanks to its multi stage design this kind of pumps are very suitable to use in deep reservoirs, in water tanks and in deep wells. In addition to this this kind of pumps can be used easily with domestic areas in gardens with sprinkler and drip systems.

Performans Eğrileri 50 Hz/ Performance Curves at 50 Hz



Pompa Özellikleri/ Pump Specification

No	MODEL	QDX 6-28/2-1,1
1	Anma Gücü	1100 Watt
2	Maksimum Pompa Basma Yüksekliği	30 m
3	Maksimum Debi	15000 l/saat
4	Maksimum Basınç	3,0 Bar
5	Çıkış Ölçüsü	2"
6	Sıvı PH Değeri	6.5 - 8.5
7	Koli Adeti	1 Adet
8	Koli Ölçüleri	53x30x22 cm
9	Koli Ağırlığı	23,5 kg

No	MODEL	QDX 6-28/2-1,1
1	Rated Power	1100 Watt
2	Max. Pump Height	30 m
3	Max. Pump rate	15000 l/h
4	Max. Pressure	3,0 Bar
5	Dia of Connecting Pipe	2"
6	Liquid PH Value	6.5 - 8.5
7	Qty in Carton Box	1 Pcs
8	Master Carton Box Size	53x30x22 cm
9	Master Carton Box Gross Weight	23,5 kg



🌐 www.ulusupompa.com.tr

🏠 MTOSB Atatürk Bulv. No:4 Huzurkent Mersin
✉ info@ulusupompa.com.tr

☎ **0090 444 2 731**