

Temiz Su
Clean water

Evsel Alan
Domestic use

Kamusal Alan
Civil use

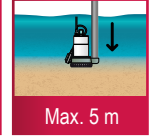
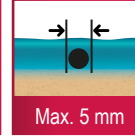

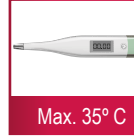
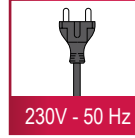
Endüstriyel Alan
Industrial use

Tarımsal Alan
Agriculture use



QSD 6-25-1.1 SERİSİ
QSD 6-25-1.1 SERIES





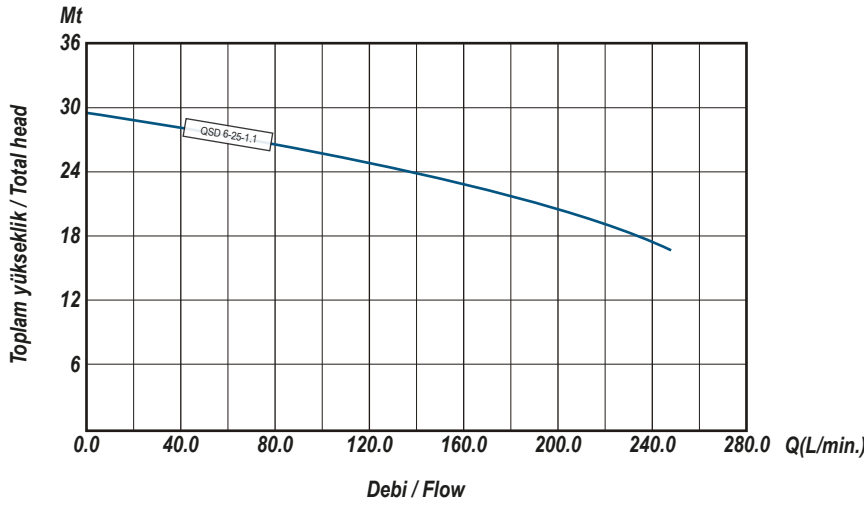
Uygulamalar

QSD 6-25-1.1 Serisi pompalar, katı parçacık içermeyen temiz veya çok az kirli sular için uygundur. Bu tip pompalar; Kademeli yapıları sayesinde Rezervuarlardan, su depolarından veya nispeten daha derin yapılarda olan sarnıç ve örme kuyularda kullanılabilir. Evsel kullanımlar da, bahçelerde, yağmurlama ve damlama sistemlerinde kullanılabilir.

Application

The QSD 6-25-1.1 serisi pumps are used with non solid particle clean water or semi dirty water that includes small sand particles. Thanks to its multi stage design this kind of pumps are very suitable to use in deep reservoirs, in water tanks and in deep wells. In addition to this this kind of pumps can be used easily with domestic areas in gardens with sprinklers and drip systems.

Performans Eğrileri 50 Hz/ Performance Curves at 50 Hz



Pompa Özellikleri/ Pump Specification

No	MODEL	QSD 6-25-1.1
1	Anma Gücü	1100 Watt
2	Maksimum Pompa Basma Yüksekliği	28 m
3	Maksimum Debi	15000 l/saat
4	Maksimum Basınç	2,8 Bar
5	Maksimum Partikül Çapı	5 mm
6	Çıkış Ölçüsü	1 1/2"
7	Sıvı PH Değeri	6.5 - 8.5
8	Koli Adeti	1 Adet
9	Koli Ölçüleri	46x22x22 cm
10	Koli Ağırlığı	16,0 kg

No	MODEL	QSD 6-25-1.1
1	Rated Power	1100 Watt
2	Max. Pump Height	28 m
3	Max. Pump rate	15000 l/h
4	Max. Pressure	2,8 Bar
5	Max. grain size	5 mm
6	Dia of Connecting Pipe	1 1/2"
7	Liquid PH Value	6.5 - 8.5
8	Qty in Carton Box	1 Pcs
9	Master Carton Box Size	46x22x22 cm
10	Master Carton Box Gross Weight	16,0 kg



www.ulusupompa.com.tr

MTOSB Atatürk Bulv. No:4 Huzurkent Mersin
✉ info@ulusupompa.com.tr

☎ **0090 444 2 731**